

# BASO 2.5 DIRECT



## Catalog Number Example

BASO 2.5-RTR-BL-LBM-OP-30K-C80-UNV-010V-SEN-455LF-NLC-ST-96IN-CCEA

### A RANGE

BASO 2.5      B A S O 2 . 5

### B MOUNTING

CS Recessed trimless	R T L
CS Recessed with trim	R T R
CS Armstrong Suprafine 9/16" G	A 9 G
CS Armstrong Interlude 9/16" SG	A 9 S
CS Armstrong Silhouette 9/16" BSG	A 9 S
CS Armstrong Prelude 15/16" G	A 1 5
CS 9/16" Grid (any brand)	9 G R
CS 9/16" Slot Grid (any brand)	9 S G
CS 15/16" Grid (any brand)	1 5 G
Custom	X X X

### C COLOR

CS White	W H
CS Black	B L
Gray	G R
Custom color RAL	X X

trimless version available in white only

### D LENS

HP opal cover      O P

### E CCT

2700K	2 7 K
CS 3000K	3 0 K
CS 3500K	3 5 K
4000K	4 0 K

### F CRI

CRI > 80      C 8 0  
CRI > 90      C 9 0

### G VOLTAGE

120V / 277V      U N V

### H DIMMING

CS 0-10V 1%	0 1 0 V
Lutron EcoSystem	L E S 1
Quantum, Vive, GRAFIK Eye, HomeWorks	
Power over ethernet	P O E C
consult customer service for compatibility	
Custom dimming	X X X X
consult customer service for compatibility	

### I SENSOR (optional)

Integrated Sensor      S E N  
consult customer service for sensor request

### J OUTPUT LM/FT

CS 500lm/ft 100% ↓	0 5 0 0 L F
CS 750lm/ft 100% ↓	0 7 5 0 L F
CS 1000lm/ft 100% ↓	1 0 0 0 L F
Custom lm/ft	X X X X L F

custom lumen up to 1200 lm/ft

### K CIRCUIT / EM

CS Single circuit	*
EMC night light circuit	N L C
EMB available in 4ft and 8ft	E M #

\*leave blank

### L SHAPE / PATTERN

CS Linear / straight	S T
CS Linear / straight + flex inset	S F

includes 1ft. field-cutable section; only available for 4' and 8' segments

L-shape	L S
□-shape (rectangular shape)	R S
U-shape	U S
Custom shape	X X

for grid applications using L-shape, rectangular shape or U-shape, please contact customer service for availability

### M DIMENSIONS IN INCH

Linear 2'	2 4 I N
CS Linear 4'	4 8 I N
CS Linear 6'	7 2 I N
CS Linear 8'	9 6 I N
Linear custom	## # I N
Linear flex inset	## # I N
field-cutable section	
L-Shape	## # X ## # I N
U-Shape	## # X ## # X ## # I N
□-Shape	## # X ## # I N

for curved options, please see our SHAPES brochure

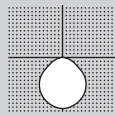
for lengths including flex insets, round up to the nearest total foot length

### N CERTIFICATION (optional)

Chicago Plenum	C C E A
Red List Approved	D R L A

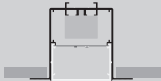
### PERFORMANCE

- Up to 106lm/W efficiency
- 455 / 750lm/ft
- CRI > 80 & CRI > 90
- IC & Damp rated



### MOUNTING

Recessed



### PATTERNS



\*X Shapes



Angular



Curves



Rectangular



\*T Shapes



\*Wall to Ceiling


For customization, please contact customer service

### FIELD-CUTTABLE FLEX

Down to 1/16"





[link to video](#)



BASO  
basolighting.com  
xalusa.com

### Technical data

	SIZE TYPE	LED COLOR TEMPERATURE	INPUT WATTS	DELIVERED LM TOTAL	LIGHT DISTRIBUTION	DELIVERED LM DIRECT	DELIVERED LM INDIRECT	OPTICAL EFFICIENCY	LUMINAIRE EFFICACY	
<b>BASO DIRECT</b>										
	e LED	2' linear	40K	8.7W	910lm	100% down	455lm/ft	-	74%	106lm/W
		4' linear		17.5W	1820lm					
		6' linear		25.8W	2740lm					
		8' linear		34.4W	3650lm					
		2' + 2' corner		17.5W	1820lm					
	e² LED	2' linear	40K	14.7W	1500lm	100% down	750lm/ft	-	74%	102lm/W
		4' linear		29.5W	3010lm					
		6' linear		44.2W	4510lm					
		8' linear		59W	6020lm					
		2' + 2' corner		29.5W	3010lm					

for 30K or 35K multiply lm value by 0.96

### Patterns top view

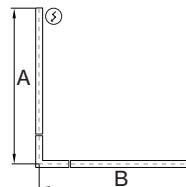
#### LINEAR

A	FIXTURES	CODE
48"	1 × 4' linear	ST - 04 FT
96"	1 × 8' linear	ST - 08 FT
144"	3 × 4' linear	ST - 12 FT



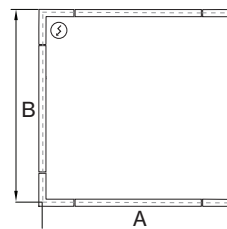
#### L-SHAPE

A / B	FIXTURES	CODE
48" / 48"	2 × 2' linear + 1 × 2' × 2' corner	LS - 04 X 04 FT
48" / 96"	1 × 2' linear + 1 × 6' linear + 1 × 2' × 2' corner	LS - 04 X 08 FT
96" / 96"	2 × 6' linear + 1 × 2' × 2' corner	LS - 08 X 08 FT



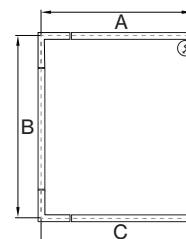
#### □-SHAPE (rectangular shape)

A / B	FIXTURES	CODE
48" / 48"	4 × 2' × 2' corner	RS - 04 X 04 FT
48" / 96"	2 × 4' linear + 4 × 2' × 2' corner	RS - 04 X 08 FT
96" / 96"	4 × 4' linear + 4 × 2' × 2' corner	RS - 08 X 08 FT



#### U-SHAPE

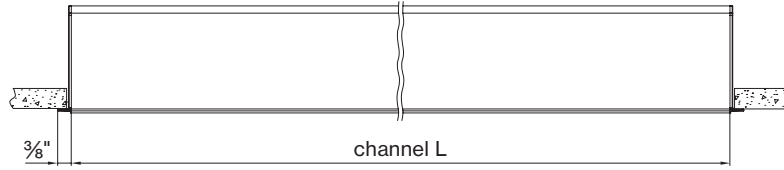
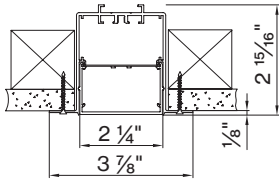
A / B / C	FIXTURES	CODE
48" / 48" / 48"	2 × 2' linear + 2 × 2' × 2' corner	US - 04 X 04 X 04 FT
48" / 96" / 48"	1 × 4' linear + 2 × 2' linear + 2 × 2' × 2' corner	US - 04 X 08 X 04 FT
48" / 144" / 48"	1 × 8' linear + 2 × 2' linear + 2 × 2' × 2' corner	US - 04 X 12 X 04 FT



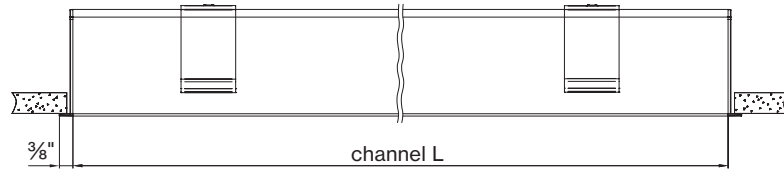
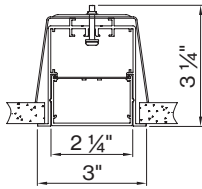
DIMENSIONS

**BASO 2.5**

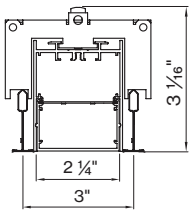
RECESSED trimless



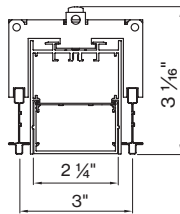
RECESSED with trim



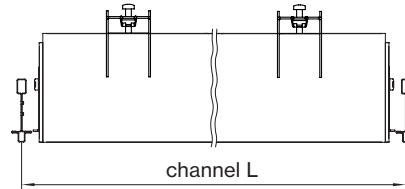
1/16" T-GRID



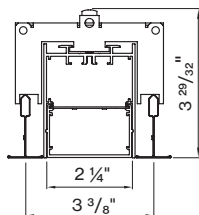
1/16" Slot Grid (any brand)



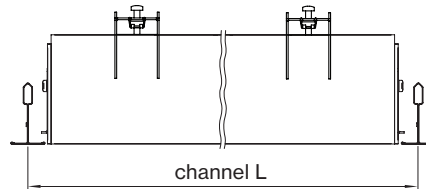
1/16" Grid (any brand) 4ft



15/16" T-GRID



15/16" Grid (any brand) 4ft



**Declare.**

**BASO 1.5 2.5 4.0**  
**XAL USA Incorporated**

Final Assembly: Collins, Connecticut, USA  
 LBC (Declare's 3rd Party)  
 End of Life Options: Recyclable (70%), Landfill (30%)

**Ingredients:**  
 Aluminum, 2-Phenylacetic acid, 2-methyl-, methyl ester, polymer with ethyl 2-cyanobenzoyl, steel, manufacture, chemical, copper chloride (CuCl<sub>2</sub>), Polyvinyl Chloride (Unplasticized PVC), Polypropylene (PP), Polyethylene Glycol (PEG), Polyethylene Glycol (PEO), Copper Iron, Tin, Organic Silicones, Zinc

1. LBC Temp Exception RE-003 - Small Electrical Components

**Living Building Challenge Criteria:**

**H1 Red List:**  
 LBC Red List Free:  Disclosed 100% at 100ppm  
 LBC Red List Approved:  VOC Content: Not Applicable  
 Recycled  
 H10 Interior Performance: Not Applicable  
 H14 Responsible Sourcing: Not Applicable

XAL-0002  
 8/27/20 MARK 2024  
 Original Issue Date: 2023

INTERNATIONAL LIVING FUTURE INITIATIVE | <http://www.livingbuildingchallenge.com>

**BASO mounting instructions**

Get access to the BASO 2.5 mounting instructions faster by scanning the QR code.



[www.xalusa.com/resources/mounting-instructions/baso](http://www.xalusa.com/resources/mounting-instructions/baso)